

Muziek Klas 3



Naam:

Klas:

Werken met de app Garageband

Om keyboard te kunnen spelen maak je gebruik van de app **GarageBand**. Hier volgt een stappenplan.

Je hebt nodig:

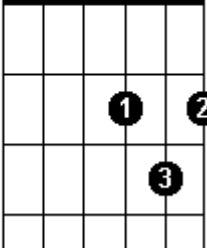
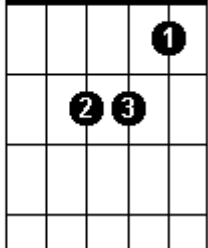
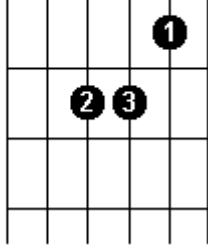
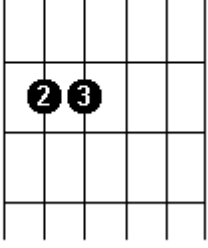
1. De app Garageband
2. Een op je iPad aangesloten master-keyboard

Zelf keyboard spelen

- Sluit je iPad aan op een master-keyboard.
- Ga naar GarageBand.
- Klik rechtsonder op Recent
- Tik rechtsboven in je scherm op het **'plusje'**.
- Zoek door te swipen het keyboard en klik deze aan.
- Nu kun je op het master-keyboard spelen en horen wat je speelt.

Werkwijzer gitaaropdracht 'Clocks - Coldplay'

Stap 1: Oefen het D, Am, Am en Em akkoord.

D	Am	Am	Em
frets X X 0	frets X 0 0	frets X 0 0	frets 0 0 0
1 2 3	1 2 3	1 2 3	1 2 3
			

Stap2: Slag uitvoeren met plectrum.

Cijfer: 5,5: 1 2 3 4

↓

*Speel het D-akkoord met 1 slag (tel 1) tel 2, 3, 4 rust. Zie hierboven.
Doe hetzelfde met het Am, Am en Em akkoord.

Cijfer 6,0: 1 2 3 4

↓ ↓

*Speel het akkoordenschema D, Am, Am en Em met 2 slagen (tel 1 en 2) tel 3, 4 rust.

Cijfer 7,0: 1 2 3 4

↓ ↓ ↓

*Speel het akkoordenschema D, Am, Am en Em met 3 slagen (tel1, 2 en 3) tel 4 rust.

Cijfer 8,0: 1 2 3 4

↓ ↓ ↓ ↓

* Speel het akkoordenschema D, Am, Am en Em met 4 slagen (tel 1, 2, 3 en 4) zonder rust.

Cijfer : 9,0

↓ ↓ ↑ 3 ↑ ↓ ↑

1 ne 2 je 3 je 4 re

Max 1,0 punt bonus als je jezelf begeleidt bij het zingen van het eerste verse

D Am Am Em
Lights go out and I can't be saved, tides that I tried to swim against

D Am Am Em
Brought me down upon my knees, oh I beg I beg and plead -singing

D Am Am Em
Come out of the things unsaid, shoot an apple off my head - and a

D Am Am Em
trouble that can't be named, tigers waiting to be tamed - singing

Klas 3 Band Clocks voor cijfer:

- Gitaar Capo op 1^e fret!
- Let op! De pianoakkoorden lijken anders maar door de capo op de 1^e fret van de gitaar worden ze weer het zelfde. (makkelijker te spelen voor gitaar)
- Minimaal 1^e verse, bij voorkeur verse, chorus en bridge
- Minimaal 2 personen, max 5 (gitaar, basgitaar, keyboard, drum en zang) in overleg eigen instrument

Gitaar, Piano, Zang, Basgitaar en Drum tutorials

<https://www.youtube.com/playlist?list=PLJnpfUf8JKhUVy1Y4XmTKre2sADPcdLz>

[Intro]

Piano Ri ff:
D Am Am Em (x2)

[Verse 1]

D Am Am Em
Lights go out and I can't be saved, tides that I tried to swim against

D Am Am Em
Brought me down upon my knees, oh I beg I beg and plead -singi ng

D Am Am Em
Come out of the things unsaid, shoot an apple off my head - and a

D Am Am Em
trouble that can't be named, tigers waiting to be tamed - singi ng

[Hook]

Pi ano Ri ff:
D Am Am Em D Am Am Em
you are you are

w/Pi ano Ri ff:
D Am Am Em/G (x2)

[Verse 2]

D Am Em
Confusion never stops, closing walls and ticki ng clocks - gonna

D Am Em
come back and take you home, I could not stop that she now know - singi ng

D Am Em
Come out upon my seas, curse missed opportuni ties - am I

D Am Em
a part of the cure, or am I a part of the di sease? - singi ng

[Hook]

w/Pi ano Ri ff:
D Am Am Em D Am Am Em
you are you are
D Am Am Em D Am Am Em
you are you are

w/Pi ano Ri ff:
D Am Am Em/G (x2)

Clocks oefenen

Akkoorden en basnoten: 6,0
Oefening 1-3: 7,0
Oefening 4: 8,0
Max 1,0 bonus: meezingen
Max 1,0 bonus: meespelen met origineel

Oefening 1 Eb

Piano

Chord sequence: eb, bb, g, eb, bb, g, eb, bb

The exercise is written for piano in Eb major, 4/4 time. The right hand plays a sequence of eighth notes: Eb4, Bb3, G3, Eb4, Bb3, G3, Eb4, Bb3. The left hand plays whole notes: Eb3, Bb2, G2, Eb3, Bb2, G2, Eb3, Bb2.

Oefening 2 Bbm

Pno.

Chord sequence: db, bb, f, db, bb, f, db, bb, db, bb, f, db, bb, f, db, bb

The exercise is written for piano in Bbm major, 4/4 time. The right hand plays a sequence of eighth notes: Db4, Bb3, F3, Db4, Bb3, F3, Db4, Bb3, Db4, Bb3, F3, Db4, Bb3, F3, Db4, Bb3. The left hand plays whole notes: Db3, Bb2, F2, Db3, Bb2, F2, Db3, Bb2, Db3, Bb2, F2, Db3, Bb2, F2, Db3, Bb2.

Oefening 3 Fm

Pno.

Chord sequence: c, ab, f, c, ab, f, c, ab

The exercise is written for piano in Fm major, 4/4 time. The right hand plays a sequence of eighth notes: C4, Ab3, F3, C4, Ab3, F3, C4, Ab3. The left hand plays whole notes: C3, Ab2, F2, C3, Ab2, F2, C3, Ab2.

Oefening 4 Intro

Pno.

The exercise is written for piano in Eb major, 4/4 time. The right hand plays a sequence of eighth notes: Eb4, Bb3, G3, Eb4, Bb3, G3, Eb4, Bb3, G3, Eb4, Bb3, G3, Eb4, Bb3, G3, Eb4, Bb3, G3. The left hand plays whole notes: Eb3, Bb2, G2, Eb3, Bb2, G2, Eb3, Bb2, G2, Eb3, Bb2, G2, Eb3, Bb2, G2, Eb3, Bb2, G2.

Drumritme:

Je kunt kiezen uit de drumritmes klas 2 en 3. Hieronder het originele drumritme van Clocks: <https://youtu.be/VN7ABaF9VOI> (basis vanaf 0'41")

Drum Key	
Hi-Hat	X
Crash	X
Ride	X
Snare	●
Bass	●

1/2

CLOCKS

Coldplay
A Rush of Blood to the Head (2002)
 Drums: Will Champion
 Transcribed by Steve Ley

Medium Rock ♩ = 131

Intro Piano 8

9 *Ride* mf 4

13 4

OnlineDrummer.com

Keyboard akkoorden:

E_b

G B_b E_b

B_bm

F B_b D_b

B_bm

F B_b D_b

F_m

F A_b C

Clocks - basgitaar

intro

Piano

Bass Guitar

Bass Guitar

oefening 1

5

Pno.

Bass

eb bb bb f

Bass

oefening 2

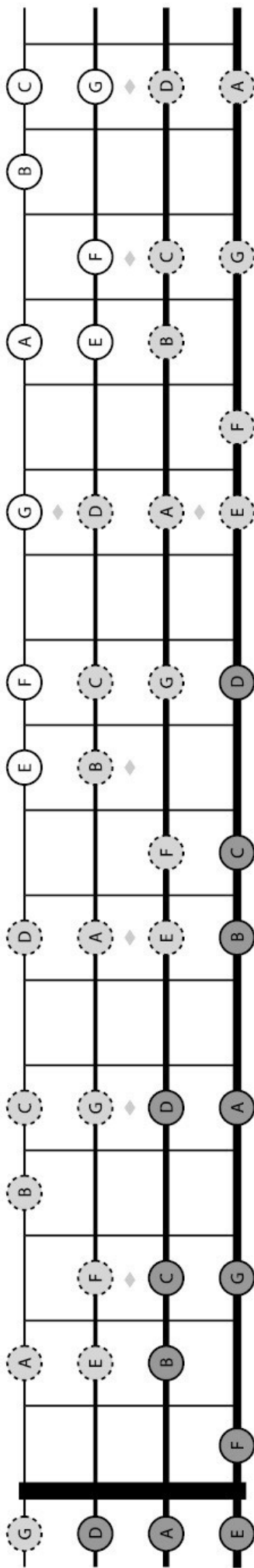
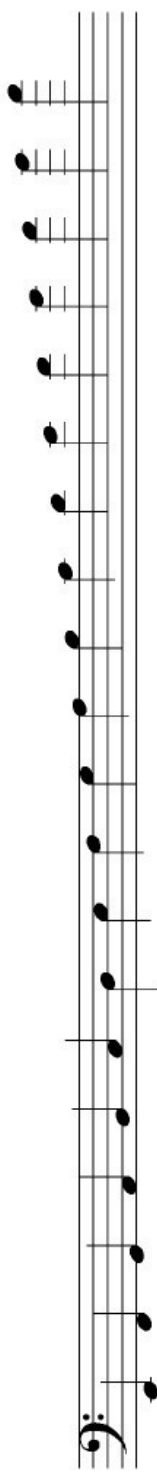
9

Pno.

Bass

eb bb bb f

Bass



DRUMRITMES 2

© CSG "HET NOORDIK"

Hihat
Snare
Bass

ROCK (tr. 3 CD 2)

4

Hihat
Snare
Bass

REGGAE (tr.2 CD 2)

5

Hihat
Snare
Bass

8 BEAT (tr.1 CD 2)

6

Hihat
Snare
Bass

7

Hihat
Snare
Bass

16 BEAT (tr. 4 CD 2)

8

Hihat
Snare
Bass

9

Hihat
Snare
Bass

10

ap - pelmoes Jan met de ap - pelmoes Jan met de

Drumritmes klas 3

5,0 8 Beat

3

5,5 8 Beat var. 1

3

6,0 8 Beat var. 2

6,5 8 Beat var. 1

7,0 Pop Blues (Slow rock)

7,5 8 Beat var. 3

8,0 Latin var. 3

Musical notation for Latin var. 3, featuring a rhythmic pattern of eighth notes and rests on a five-line staff.

8,5

appelmoes jan met de

Musical notation for 'appelmoes jan met de', featuring a rhythmic pattern of eighth notes and rests on a five-line staff.

ap-pel-moes Jan met de ap-pel-moes

9,0 8 Beat var. 4

Musical notation for 8 Beat var. 4, featuring a rhythmic pattern of eighth notes and rests on a five-line staff.

9,5 Funk var. 1

Musical notation for Funk var. 1, featuring a rhythmic pattern of eighth notes and rests on a five-line staff.

10,0 8 Beat var. 5

Musical notation for 8 Beat var. 5, featuring a rhythmic pattern of eighth notes and rests on a five-line staff.

Klas 3 Bandopdracht Stay voor cijfer:

- Minimaal 1^e verse en pre-chorus bij voorkeur verse, pre-chorus en chorus
- Minimaal 4 personen, max 5 (gitaar, basgitaar, keyboard, drum en zang) in overleg eigen instrument.

Gitaar, Piano, Zang en Drum tutorials

<https://www.youtube.com/playlist?list=PLJnpfUf8JKhXms9AYcyUCSSkT7ShM6pkz>

Stay - Rihanna

oefenen

Oefening 1

C Dm Am Am Am

Musical notation for Oefening 1: A 4/4 piano exercise. The right hand plays a sequence of chords: C (C4-E4-G4), Dm (D4-F4-A3), Am (A3-C4-E4), Am (A3-C4-E4), and Am (A3-C4-E4). The left hand has whole rests in all four measures.

Oefening 2

C Dm Am Am⁷ Am Am⁷ Am Am⁷

Musical notation for Oefening 2: A 4/4 piano exercise. The right hand plays a sequence of chords: C (C4-E4-G4), Dm (D4-F4-A3), Am (A3-C4-E4), Am⁷ (A3-C4-E4-G4), Am (A3-C4-E4), Am⁷ (A3-C4-E4-G4), Am (A3-C4-E4), and Am⁷ (A3-C4-E4-G4). The left hand has whole rests in all four measures.

Oefening 3

C Dm Am Am⁷ Am Am⁷ Am Am⁷

Musical notation for Oefening 3: A 4/4 piano exercise. The right hand plays a sequence of chords: C (C4-E4-G4), Dm (D4-F4-A3), Am (A3-C4-E4), Am⁷ (A3-C4-E4-G4), Am (A3-C4-E4), Am⁷ (A3-C4-E4-G4), Am (A3-C4-E4), and Am⁷ (A3-C4-E4-G4). The left hand plays a simple bass line: C4 (quarter), D4 (quarter), E4 (quarter), F4 (quarter), G4 (quarter), F4 (quarter), E4 (quarter), D4 (quarter).

Oefening 4

F Dm Am

Musical notation for Oefening 4 (top): A 4/4 piano exercise. The right hand plays a sequence of chords: F (F4-A4-C5), Dm (D4-F4-A3), and Am (A3-C4-E4). The left hand has whole notes: F4, D4, A3, F4.

F Dm G G

Musical notation for Oefening 4 (bottom): A 4/4 piano exercise. The right hand plays a sequence of chords: F (F4-A4-C5), Dm (D4-F4-A3), G (G4-B4-D5), and G (G4-B4-D5). The left hand has whole notes: F4, D4, G4, G4.

Stay

Uitvoeren

Voice

Piano

C Dm Am Am⁷ Am Am⁷ Am Am⁷

C D A A A

5

Voice

Pno.

C D A Am⁷

All a - long it was a fev - er

7

Voice

Pno.

Am Am⁷ Am A Am⁷

cold

9

Voice

Pno.

C Dm Am Am⁷ Am Am⁷ Am *mf* Am⁷

sweat hot - head-ed be - liev - er I threw my

13

Voice

hands in the air sa-id "Show me some - thin - g - g" He said

C Dm Am Am⁷ Am Am⁷ Am Am⁷

Pno.

C D A A

17

Voice

"If you dare come a lit - tle clos - er"

C Dm Am Am⁷ Am Am⁷ Am Am⁷

Pno.

C D A A

21

Voice

Round and a-round and a - round and a-round we go Oh - h

F Dm Am⁷ Am⁷

Pno.

F D A A

25

Voice

Now tell me now tell me now, tell me now you know

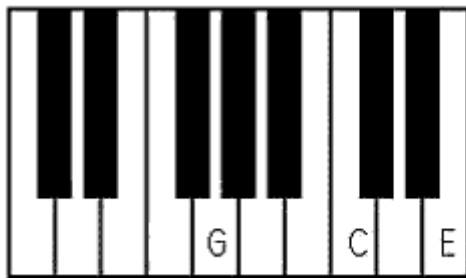
F Dm G G

Pno.

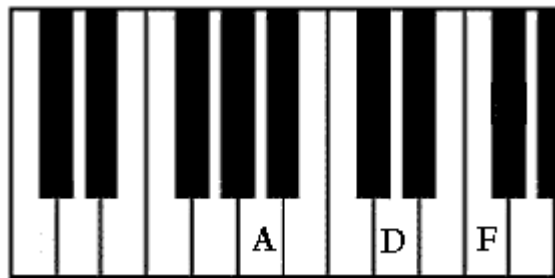
F D G G

Piano akkoorden

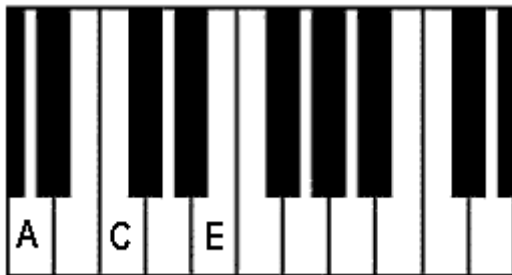
C



Dm



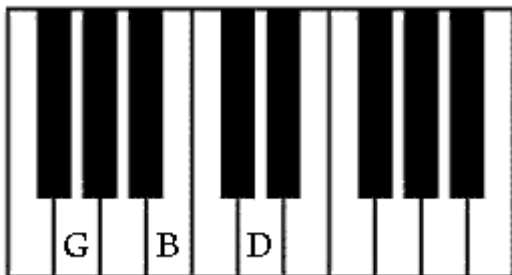
Am



F



G



Gitaar akkoorden

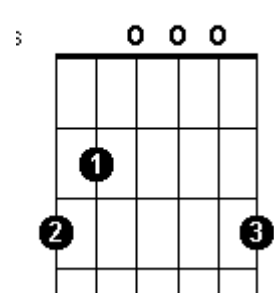
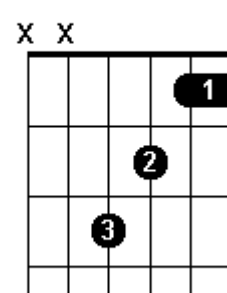
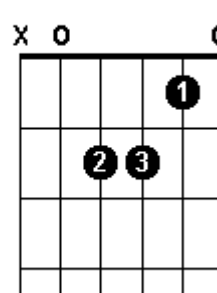
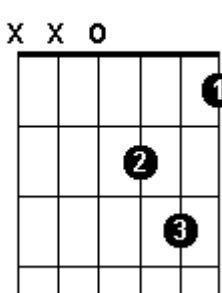
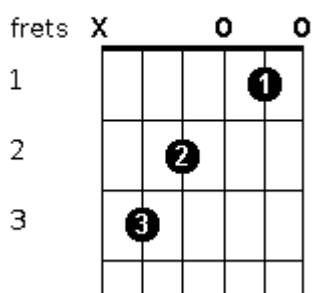
C

Dm

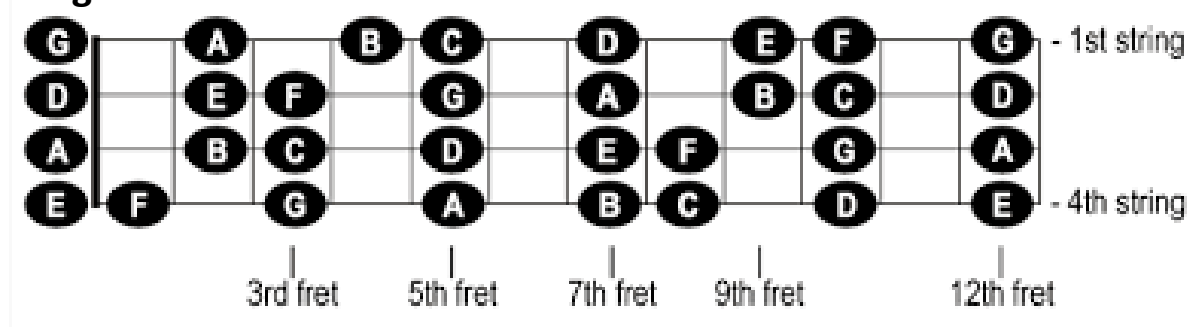
Am

F

G



Basgitaar



Stay - Rihanna

[Intro]

C Dm Am Am7 Am Am7 Am Am7

C Dm Am Am7 Am Am7 Am Am7

[Verse]

C Dm Am Am7 Am Am7 Am Am7

All along it was a fever

C Dm Am Am7Am Am7 Am Am7

A cold sweat hot headed believer

C Dm Am Am7Am Am7 Am Am7

I threw my hand in the air and said show me something

C Dm Am Am7 Am Am7 Am Am7

He said if you dare come a little closer

[Pre-Chorus]

F Dm Am Am

round and around and around and around we go

F Dm G G

ohhhh now tell me now tell me now tell me now you know

[Chorus]

C Dm

not really sure how to feel about it

Am F

something in the way you move

C Dm

makes me feel like i cant live without you

Am F

it takes me all the way

C Dm Am Am7 Am Am7 Am Am7

i want you to stayyyyy

[Verse]

C Dm Am Am7Am Am7 Am Am7

its not much of a life you're living

C Dm Am Am7Am Am7 Am Am7

its not just something you take, is giving

[Pre-Chorus]

F Dm Am

round and around and around and around we go

F Dm G

ohhhh now tell me now tell me now tell me now you know

[Chorus]

C Dm

not really sure how to feel about it

Am F

something in the way you move

C Dm

makes me feel like i cant live without you

Am F

it takes me all the way

C Dm Am Am7 Am Am7 Am Am7

i want you to stayyyyy

[Bridge]

F Am Dm Em
ooooohhhh the reason I hold on
F Am Dm
ooooohhhh cause I need this hole gone
Dm
funny you're the broken one
F Am
but im the only one who needed saving
Dm
cause when you never seen the light
F G
its hard to know which one of us is caving

[Chorus]

C Dm
not really sure how to feel about it
Am F
something in the way you move
C Dm
makes me feel like i cant live without you
Am F
it takes me all the way
C Dm Am F
I want you to stayyyyyyyyyy
C Dm Am F
Stayyyyyyyyyyy
C Dm Am F
I want you to stay ohhhhhh

Stay

partij 1 in C G-sleutel

4

mp

8

13

17

2

21

25

partij 2 in C G-sleutel

1

7

9

10

21

25

Stay

partij 1 in Bb G-sleutel

4

mp

9

13

17

21

25

2

partij 2 in Bb G-sleutel

1

7

9

10

21

25

Alto Saxophone

Stay

partij 1 in Eb G-sleutel

Musical score for 'Stay' part 1, Alto Saxophone. The score is in G major (three sharps) and 4/4 time. It consists of six staves of music. The first staff starts with a measure rest of 4 measures, followed by a melodic line starting on a quarter rest, marked *mp*. The second staff continues the melody. The third staff continues the melody. The fourth staff continues the melody and ends with a measure rest of 2 measures. The fifth and sixth staves continue the melody.

partij 2 in Eb G-sleutel

Musical score for 'Stay' part 2, Alto Saxophone. The score is in G major (three sharps) and 4/4 time. It consists of four staves of music. The first staff starts with a measure rest of 7 measures, followed by a melodic line. The second staff continues the melody and ends with a measure rest of 10 measures. The third and fourth staves continue the melody.

Trombone

Stay

partij 1 in C F-sleutel

4

mp

9

13

17

2

21

25

partij 2 in C F-sleutel

1

7

9

10

21

25

Aantekeningen